# IMS20 - 20(B) / 25 - 25(B) / 25 - 25F(B)

## Engineering Data

| Model | Stroke (mm) | Max.Energy / Cycle(Nm) $E_T$ | Max.Energy / Hour(Nm/h) $E_TC$ | Effective Weight(Kg) $m_e$ | | | Recoil Force(N) | | Weight(g) |
|---|---|---|---|---|---|---|---|---|---|
| | | | | 1 | 2 | 3 | Ext. | Comp. | |
| IMS20 - 20(B) | 20 | 96 | 55,000 | 9~59 | 48~192 | 133~4,800 | 8.1 | 23 | 138 |
| IMS25 - 25(B) | 25 | 205 | 69,000 | 33~209 | 103~1,139 | 641~10,250 | 11 | 29 | 262 |
| - 25F(B) | 25 | 205 | 69,000 | 33~209 | 103~1,139 | 641~10,250 | 11 | 29 | 271 |

## Dimensions

(unit : mm)

| Model | Stroke | A | B | C | D | E | F | G | M | Dr |
|---|---|---|---|---|---|---|---|---|---|---|
| IMS20 - 20(B) | 20 | 118.5 | 8 | 77 | 13.5 | 105 | SW : 15 | Ø 13.5 | M20 X 1.5 | Ø6 |
| IMS25 - 25(B) | 25 | 141.5 | 9 | 91 | 16.5 | 125 | SW : 19 | Ø 16 | M25 X 2.0 | Ø8 |
| - 25F(B) | 25 | 141.5 | 9 | 91 | 16.5 | 125 | SW : 19 | Ø 16 | M25 X 1.5 | Ø8 |

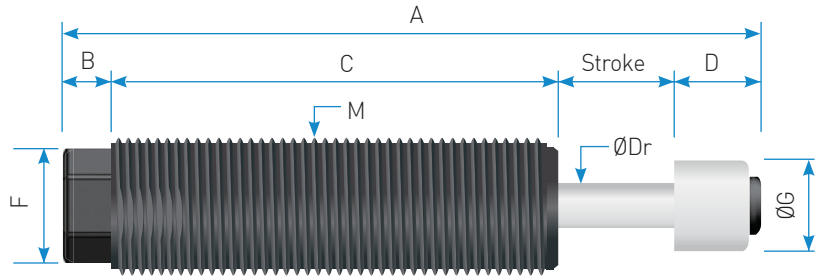


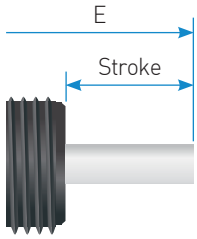


**Steel head+Hard PU button**
**[B TYPE : Black]**

## Accessories

- Two Lock Nuts included for each absorber
- Other accessories to be ordered separately

(unit : mm)

| Stop Collar | Clamp Mount | Lock Nut | A1 | A2 | A3 | A4 | C1 | C2 | C3 | C4 | C5 | C6 | D1 | D2 | D3 |
|---|---|---|---|---|---|---|---|---|---|---|---|---|---|---|---|
| SC20X1.5 | CM20X1.5 | LN20X1.5 | 36 | 15 | Ø24 | M20 X 1.5 | 28 | 25 | 40 | 20 | M20 X 1.5 | M6 X 30L | 24 | M20 X 1.5 | 6 |
| SC25X2.0 | CM25X2.0 | LN25X2.0 | 42 | 18 | Ø31.5 | M25 X 2.0 | 32 | 32 | 46 | 25 | M25 X 2.0 | M6 X 35L | 32 | M25 X 2.0 | 8 |
| SC25X1.5 | CM25X1.5 | LN25X1.5 | | | | M25 X 1.5 | | | | | M25 X 1.5 | | | M25 X 1.5 | |

**Stop Collar**

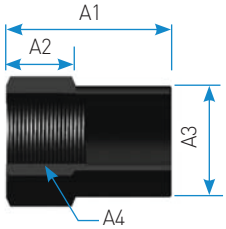


**Clamp Mount**

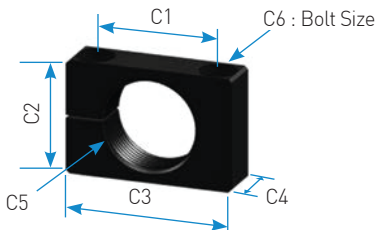


**Lock Nut**

