IMS20 - 20(B) / 25 - 25(B) / 25 - 25F(B)

Engineering Data

Model	Stroke (mm)	Max.Energy / Cycle(Nm) E_T	Max.Energy / Hour(Nm/h) E_TC	Effective Weight(Kg) m_e			Recoil Force(N)		Weight(g)
				1	2	3	Ext.	Comp.	
IMS20 - 20(B)	20	96	55,000	9~59	48~192	133~4,800	8.1	23	138
IMS25 - 25(B)	25	205	69,000	33~209	103~1,139	641~10,250	11	29	262
- 25F(B)	25	205	69,000	33~209	103~1,139	641~10,250	11	29	271

Dimensions

(unit : mm)

Model	Stroke	A	B	C	D	E	F	G	M	Dr
IMS20 - 20(B)	20	118.5	8	77	13.5	105	SW : 15	Ø 13.5	M20 X 1.5	Ø6
IMS25 - 25(B)	25	141.5	9	91	16.5	125	SW : 19	Ø 16	M25 X 2.0	Ø8
- 25F(B)	25	141.5	9	91	16.5	125	SW : 19	Ø 16	M25 X 1.5	Ø8

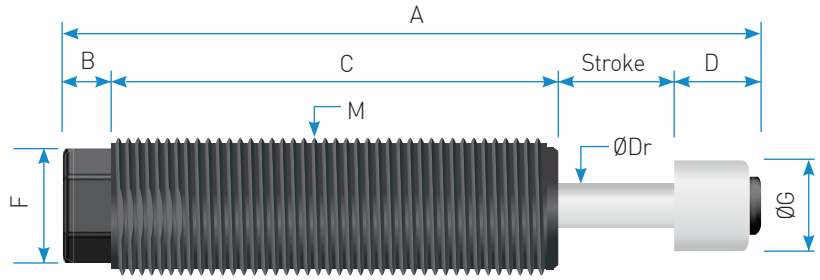

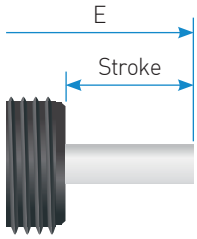

Steel head+Hard PU button
[B TYPE : Black]

Accessories

- Two Lock Nuts included for each absorber
- Other accessories to be ordered separately

(unit : mm)

Stop Collar	Clamp Mount	Lock Nut	A1	A2	A3	A4	C1	C2	C3	C4	C5	C6	D1	D2	D3
SC20X1.5	CM20X1.5	LN20X1.5	36	15	Ø24	M20 X 1.5	28	25	40	20	M20 X 1.5	M6 X 30L	24	M20 X 1.5	6
SC25X2.0	CM25X2.0	LN25X2.0	42	18	Ø31.5	M25 X 2.0	32	32	46	25	M25 X 2.0	M6 X 35L	32	M25 X 2.0	8
SC25X1.5	CM25X1.5	LN25X1.5				M25 X 1.5					M25 X 1.5			M25 X 1.5	

Stop Collar

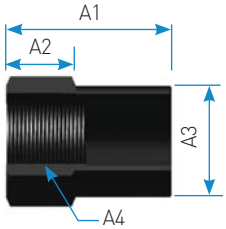

Clamp Mount

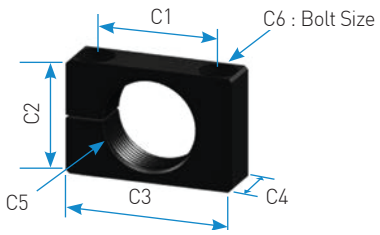

Lock Nut

