IAA20 - 15(B) / 25 - 25(B)

Engineering Data

Model	Stroke (mm)	Max.Energy / Cycle(Nm) E_T	Max.Energy / Hour(Nm/h) E_TC	Effective Weight(kg) m_e	Recoil Forec(N)		Weight(g)
					Ext.	Comp.	
IAA20 - 15(B)	15	56	58,000	4.5-1,240	8	19,6	139
IAA25 - 25(B)	25	150	96,000	11.5-3,330	10.2	29.5	285

Dimensions

Model	Stroke	A	B	C	D	E	F	G	H	M	Dr
IAA20 - 15(B)	15	109	1.5	79	13.5	95.5	Ø17.6	Ø13.5	SW:18.5	M20X1.5	Ø6
IAA25 - 25(B)	25	144	1.5	101	16.5	127.5	Ø22.6	Ø16	SW:23	M25X1.5	Ø8

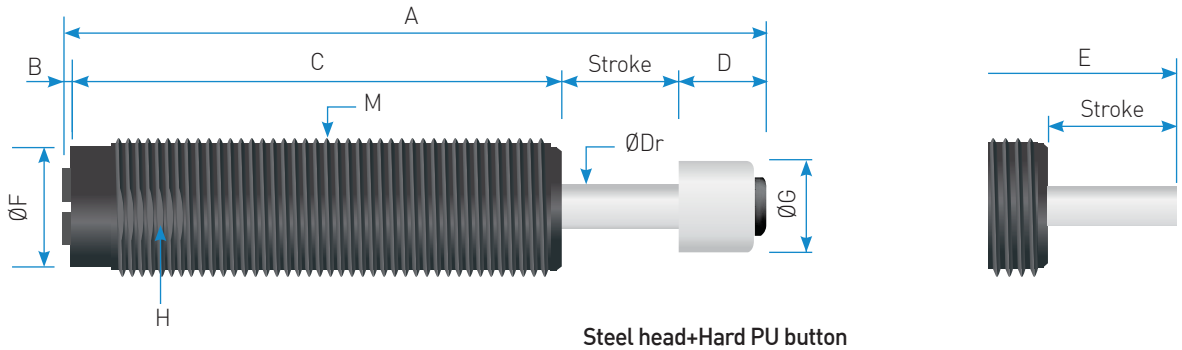

Steel head+Hard PU button
[B TYPE : Black]

Accessories

- Two Lock Nuts included for each absorber
- Other accessories to be ordered separately

(unit : mm)

Stop Collar	Side Load Adapter	Clamp Mount	Lock Nut	A1	A2	A3	A4	B1	B2	B3	B4	B5	C1	C2	C3	C4	C5	C6	D1	D2	D3
SC20X1.5	SLA20-15	CM20X1.5	LN20X1.5	36	15	Ø24	M20 X 1.5	20	34	15	M20 X 1.5	Ø12	28	25	40	20	M20 X 1.5	M6 X30L	24	M20 X 1.5	6
SC25X1.5	SLA25-25	CM25X1.5	LN25X1.5	42	18	Ø31.5	M25 X 1.5		42	25	M25 X 1.5	Ø16	32	32	46	25	M25 X 1.5	M6 X35L	32	M25 X 1.5	8

Stop Collar

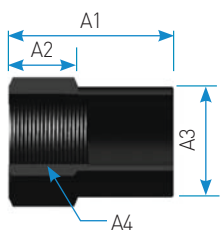

Side Load Adapter

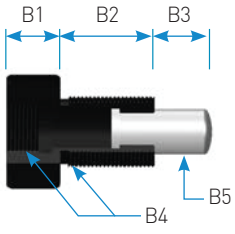

Clamp Mount

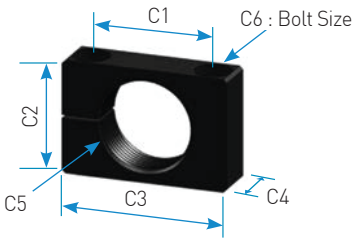

Lock Nut

