# IAA20 - 15(B) / 25 - 25(B)

## Engineering Data

| Model | Stroke (mm) | Max.Energy / Cycle(Nm) $E_T$ | Max.Energy / Hour(Nm/h) $E_TC$ | Effective Weight(kg) $m_e$ | Recoil Forec(N) | | Weight(g) |
|---|---|---|---|---|---|---|---|
| | | | | | Ext. | Comp. | |
| IAA20 - 15(B) | 15 | 56 | 58,000 | 4.5-1,240 | 8 | 19,6 | 139 |
| IAA25 - 25(B) | 25 | 150 | 96,000 | 11.5-3,330 | 10.2 | 29.5 | 285 |

## Dimensions

| Model | Stroke | A | B | C | D | E | F | G | H | M | Dr |
|---|---|---|---|---|---|---|---|---|---|---|---|
| IAA20 - 15(B) | 15 | 109 | 1.5 | 79 | 13.5 | 95.5 | Ø17.6 | Ø13.5 | SW:18.5 | M20X1.5 | Ø6 |
| IAA25 - 25(B) | 25 | 144 | 1.5 | 101 | 16.5 | 127.5 | Ø22.6 | Ø16 | SW:23 | M25X1.5 | Ø8 |

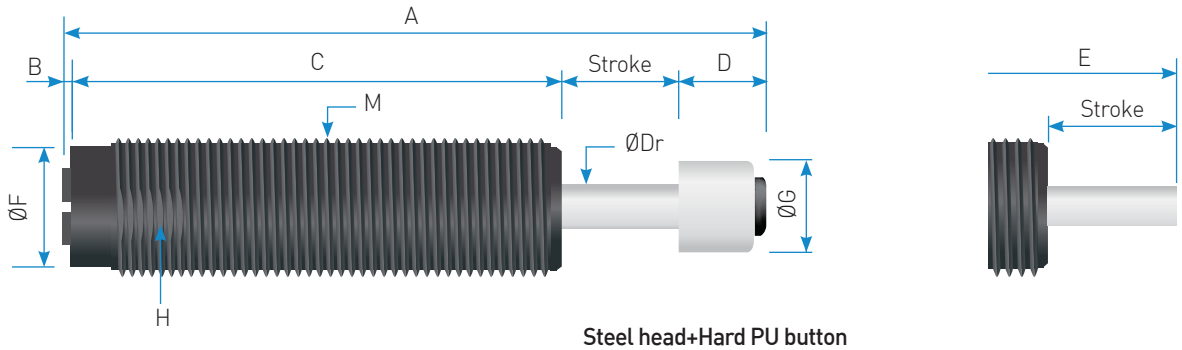


**Steel head+Hard PU button**
**[B TYPE : Black]**

## Accessories

- Two Lock Nuts included for each absorber
- Other accessories to be ordered separately

(unit : mm)

| Stop Collar | Side Load Adapter | Clamp Mount | Lock Nut | A1 | A2 | A3 | A4 | B1 | B2 | B3 | B4 | B5 | C1 | C2 | C3 | C4 | C5 | C6 | D1 | D2 | D3 |
|---|---|---|---|---|---|---|---|---|---|---|---|---|---|---|---|---|---|---|---|---|---|
| SC20X1.5 | SLA20-15 | CM20X1.5 | LN20X1.5 | 36 | 15 | Ø24 | M20 X 1.5 | 20 | 34 | 15 | M20 X 1.5 | Ø12 | 28 | 25 | 40 | 20 | M20 X 1.5 | M6 X30L | 24 | M20 X 1.5 | 6 |
| SC25X1.5 | SLA25-25 | CM25X1.5 | LN25X1.5 | 42 | 18 | Ø31.5 | M25 X 1.5 | | 42 | 25 | M25 X 1.5 | Ø16 | 32 | 32 | 46 | 25 | M25 X 1.5 | M6 X35L | 32 | M25 X 1.5 | 8 |

**Stop Collar**

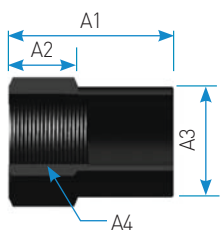


**Side Load Adapter**

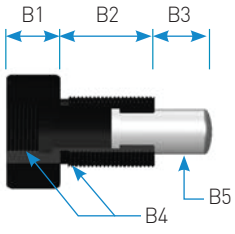


**Clamp Mount**

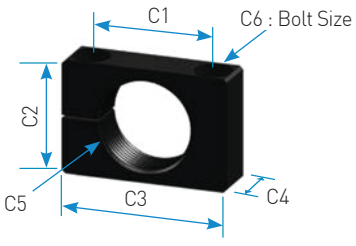


**Lock Nut**

