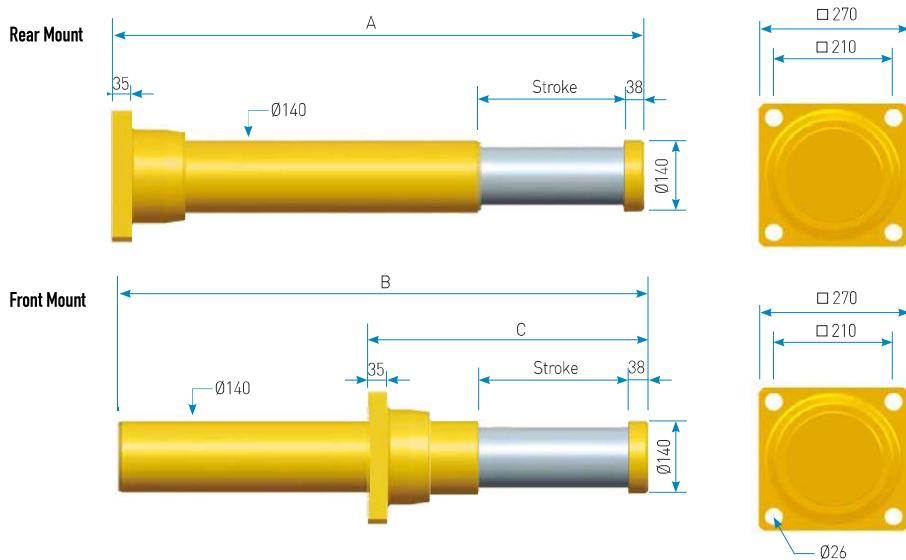


# IBSG140 Series

Best Engineered  
For Energy Absorption  
Technology

## Engineering Data

Model	Stroke (mm)	Max. Energy / Cycle (KJ)	Max. Buffer Force (kN)	Recoil Force (kN)		Weight (g)
				Ext.	Comp.	
IBSG140 - 100	100	55	688	6	70	60
- 200	200	110	688	6	70	85
- 300	300	165	688	6	70	110
- 400	400	220	688	6	78	135
- 500	500	270	680	6	78	150
- 600	600	300	630	6	78	160
- 800	800	325	510	6	78	185
- 1000	1000	360	450	6	78	200



## Dimensions

(unit: mm)

Model	Stroke (mm)	Rear Type (mm)	Front Type (mm)		Mounting Bolt Size
		A	C	D	
IBSG140 - 100	100	480	460	297	24
- 200	200	770	750	422	
- 300	300	1060	1040	547	
- 400	400	1350	1330	712	
- 500	500	1630	1610	847	
- 600	600	1930	1910	982	
- 800	800	2350	2330	1252	
- 1000	1000	-	2880	1595	

# IBAW Series Stacker Crane Buffers

**NEW**

## DESCRIPTION

IBAW is newly launched state-of-the-art dial type buffer which is engineered to select damping forces against wide application conditions. Engineered to maintain rather low peak figures & rebounding forces. Therefore it can be operated by lowest rebounding force and decelerate softly in emergency stop conditions. Used for mainly stacker crane application in automated logistic system, dial type has models upto 300mm stroke and maximum energy 82 kNm, there are front dial control type & back dial control type according to the dial location.

## FEATURES

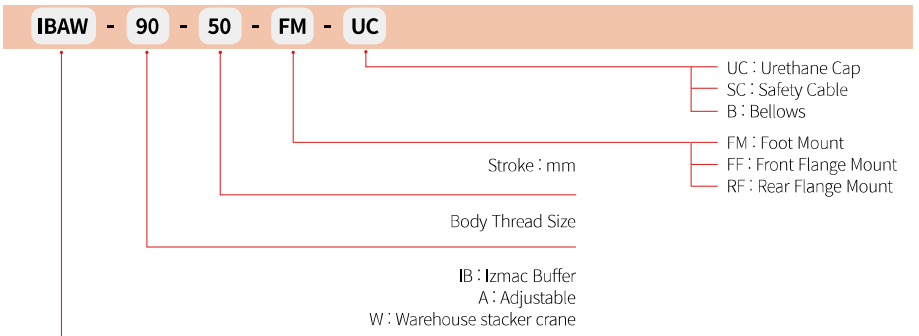
- 1 Customized orifice
- 2 Piston rod surface treatment : Hardened, Hard chrome plated
- 3 Body surface treatment : White zinc plated
- 4 Operation temperature : -10 ~ 80°C • Special : -40 ~ 120°C
- 5 Fullfilled international standards : OSHA, AISE, AIST, CMAA, DIN, FEM etc.
- 6 Option : Urethane cap, Safety cable, Mounting plates, Adjustment dial position

## APPLICATION

Automatic warehouse stacker crane, logistic automation system, amusement park, STS crane, production facilities.



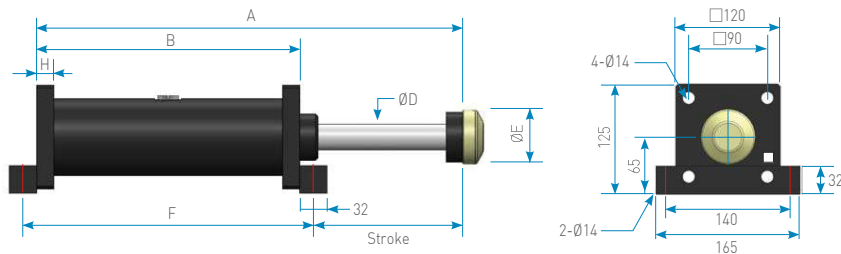
## IBAW SERIES ORDERING INFORMATION



## IBAW90 Series

### Engineering Data

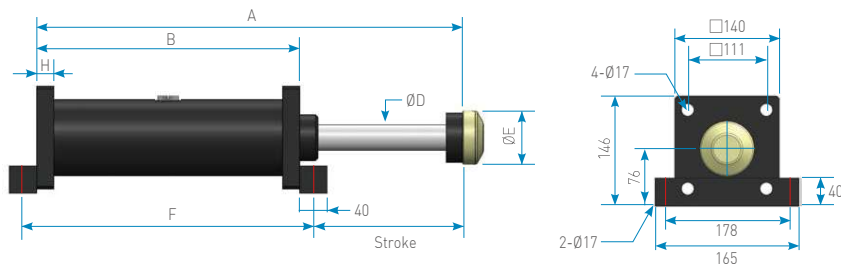
Model	Stroke (mm)	Max.Energy / Cycle(Nm)	Max.Energy / Hour (Nm / h)	Dimension [unit:mm]							
				A	B	C	D	E	F	G	H
IBAW90 -50	50	3	77	300	218	90	30	58	250	66	20
-100	100	6	77	400	268	90	30	58	300	116	20
-150	150	9	77	500	318	90	30	58	350	166	20
-200	200	12	77	600	368	90	30	58	400	216	20
-250	250	15	77	700	418	90	30	58	450	266	20
-300	300	18	77	800	468	90	30	58	500	316	20



## IBAW110 Series

### Engineering Data

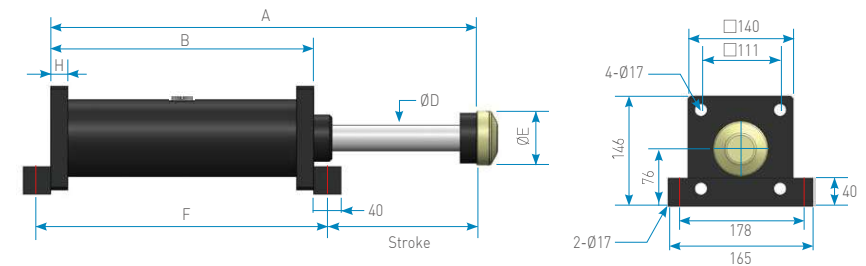
Model	Stroke (mm)	Max.Energy / Cycle(Nm)	Max.Energy / Hour (Nm / h)	Dimension [unit:mm]							
				A	B	C	D	E	F	G	H
IBAW110 -50	50	4	114	320	230	110	35	58	270	70	25
-100	100	9	114	420	280	110	35	58	320	120	25
-150	150	13	114	520	330	110	35	58	370	170	25
-200	200	18	114	620	380	110	35	58	420	220	25
-250	250	23	114	720	430	110	35	58	470	270	25
-300	300	27	114	820	480	110	35	58	520	320	25



## IBAW130 Series

### Engineering Data

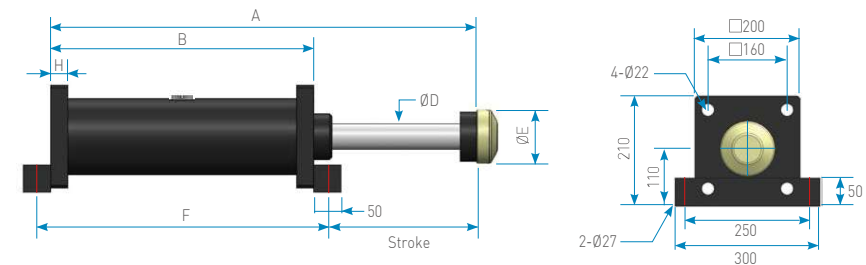
Model	Stroke (mm)	Max.Energy / Cycle(Nm)	Max.Energy / Hour (Nm / h)	Dimension [unit:mm]							
				A	B	C	D	E	F	G	H
IBAW130 -50	50	8	210	350	250	138	45	58	300	75	25
-75	100	16	210	450	300	138	45	58	350	125	25
-125	150	25	210	550	350	138	45	58	400	175	25
-200	200	33	210	650	400	138	45	58	450	225	25
-250	250	42	210	750	450	138	45	58	500	275	25
-300	300	50	210	850	500	138	45	58	550	325	25



## IBAW160 Series

### Engineering Data

Model	Stroke (mm)	Max.Energy / Cycle(Nm)	Max.Energy / Hour (Nm / h)	Dimension [unit:mm]							
				A	B	C	D	E	F	G	H
IBAW160 -50	50	10	267	380	280	160	50	98	330	75	25
-100	100	21	267	480	330	160	50	98	380	125	25
-150	150	32	267	580	380	160	50	98	430	175	25
-200	200	42	267	680	430	160	50	98	480	225	25
-250	250	53	267	780	480	160	50	98	530	275	25
-300	300	64	267	880	530	160	50	98	580	325	25

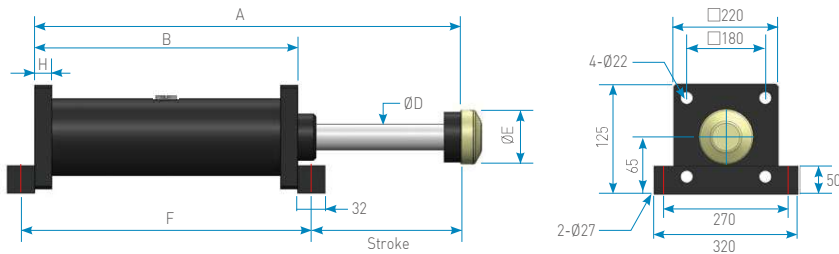


# IBAW180 Series

Best Engineered  
For Energy Absorption  
Technology

## Engineering Data

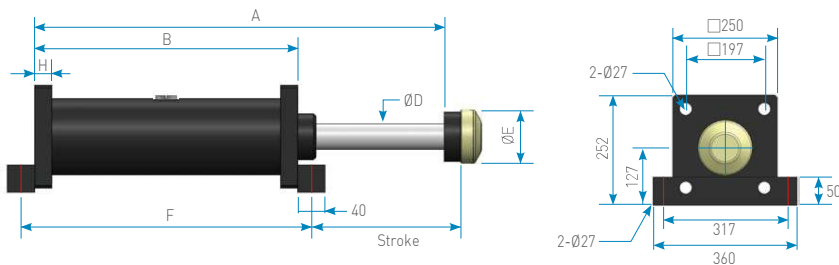
Model	Stroke (mm)	Max.Energy / Cycle(Nm)	Max.Energy / Hour (Nm / h)	Dimension [unit:mm]							
				A	B	C	D	E	F	G	H
IBAW180-50	50	13	338	440	340	180	55	98	390	75	40
-100	100	27	338	540	390	180	55	98	440	125	40
-150	150	40	338	640	440	180	55	98	490	175	40
-200	200	54	338	740	490	180	55	98	540	225	40
-250	250	67	338	840	540	180	55	98	590	275	40
-300	300	81	338	940	590	180	55	98	640	325	40



# IBAW200 Series

## Engineering Data

Model	Stroke (mm)	Max.Energy / Cycle(Nm)	Max.Energy / Hour (nm / h)	Dimension [unit:mm]							
				A	B	C	D	E	F	G	H
IBAW200-50	50	15	376	450	350	200	65	98	400	75	40
-100	100	30	376	550	400	200	65	98	450	125	40
-150	150	45	376	650	450	200	65	98	500	175	40
-200	200	60	376	750	500	200	65	98	550	225	40
-250	250	75	376	850	550	200	65	98	600	275	40
-300	300	90	376	950	600	200	65	98	650	325	40



# IBSW Series Stacker Crane Buffers

Izmac Buffer Self compensating auto Warehouse stackercrane

## DESCRIPTION

IBSW model max energy capacity is upto 930kNm, and it's longest stroke is 1,200mm and it is mainly applied for automatic logistic warehouse system(AS/RS). Engineered to maintain rather Low Peak figures & Low Recoil Force figures. Therefore it can be operated by lowest rebounding force and decelerate softly in emergency stop conditions. Basically IBSW has similar operation way with ISAA series.

## FEATURES

- 1 Custom orifice
- 2 Piston rod : Hardened, hard chrome plated
- 3 Cylinder : Zinc plated
- 4 Operation temperature : -10 ~ 80°C • Special : -40 ~ 120°C
- 5 Fullfilled international standards : OSHA, AISE,AIST, CMAA, DIN, FEM etc.
- 6 Option : Urethane cap, Safety cable, Mounting plates, Adjustment dial position

## APPLICATION

Automatic warehouse system(AS/RS), Theme park, Stacker crane, Automobile assembly line, Overhead crane



## IBSW SERIES ORDERING INFORMATION

IBSW - 90 - 250 - FM - B

B : Bellows  
SC : Safety cable  
FM : Foot Mount  
FS : Front Flange Mount  
RS : Rear Flange Mount  
Stroke(mm)  
Body Thread Size  
IB : Izmac Buffer  
S : Self Compensating  
W : Warehouse stacker crane